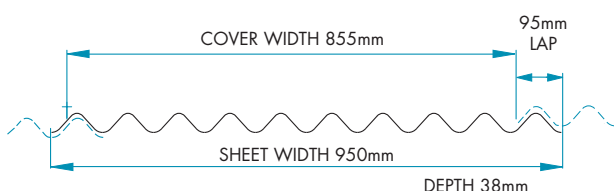




## Choose Your Bitumen Sheets

**2.6  
mm**



PROPERTIES	COROLINE
Sheet Size	2000mm x 950mm
Cover Width	855mm
Thickness	2.6mm
Sheet Weight	5.6kg
Material Weight	2.9kg/m <sup>2</sup>
Corrugation	38mm height 95mm width

### Coroline Sheet 2.6mm

- Colours: Black, Green
- Weather resistant
- Guaranteed for 15 years (terms and conditions apply)

### Use for...

- ✓ Garden Sheds
- ✓ Garages
- ✓ Stables
- ✓ Outbuildings
- ✓ Kennels



# For a typical roofing project you will need



Coroline Sheets



Coroline Ridge




Coroline Eaves Fillers



Coroline Fixings



**Plan your project in advance to help you select the most appropriate sheet structure and size, and, correct accessories for your job.**

## Bitumen Sheet & Accessories



### Coroline Black Bitumen Roofing Sheet & Accessories

Item No.	Product Description	Colour
489076	Coroline Black Roof Sheet 2M PK5	Black
489078	Coroline Black Ridge Pk3	Black
489079	Coroline Black Fixings 20 nails PK5	Black
489084	Coroline Eaves Filler (Pk6)	White
489179	Coroline Wall/Apron Flashing PK5	Black



### Coroline Green Bitumen Roofing Sheet & Accessories

Item No.	Product Description	Colour
489081	Coroline Green Roof Sheet 2M Pk5	Green
489082	Coroline Green Ridge PK3	Green
489083	Coroline Green Fixings 20 nails PK5	Green
489084	Coroline Eaves Filler (Pk6)	White

